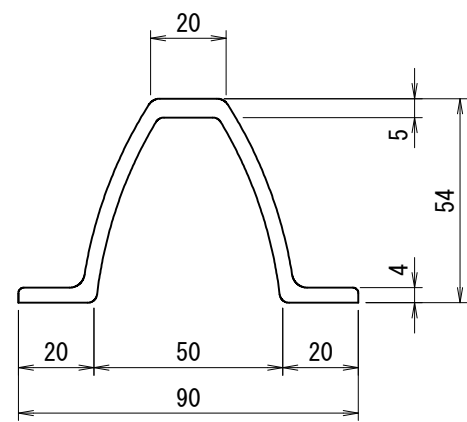
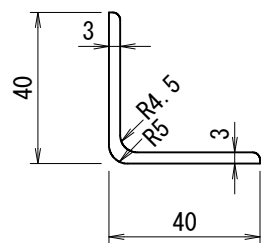


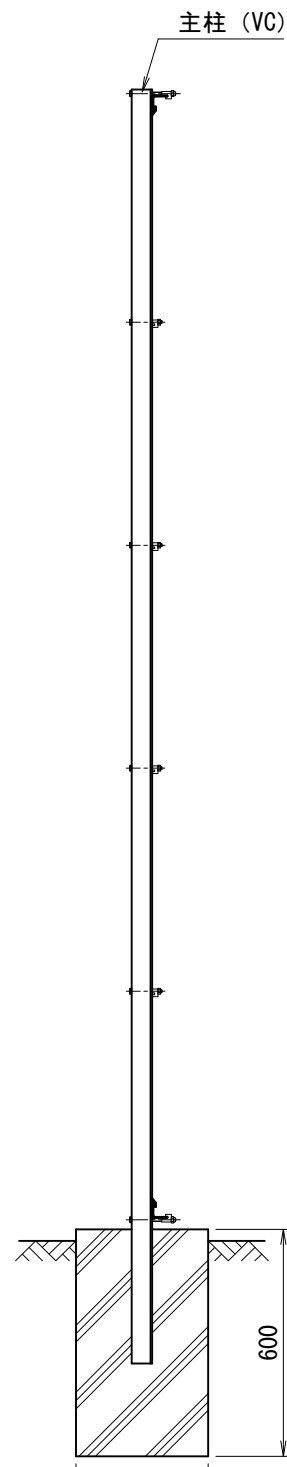
正面図
(S=1/20)



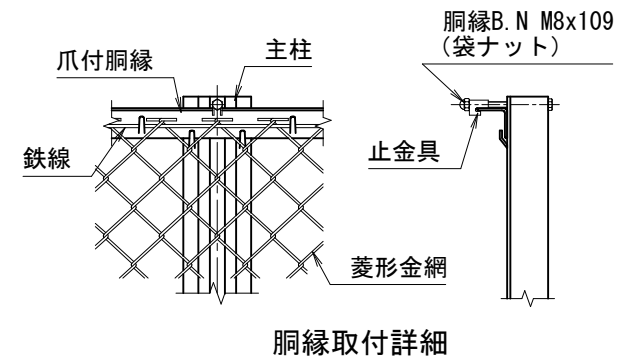
主柱断面図 (VC)
(S=1/2)



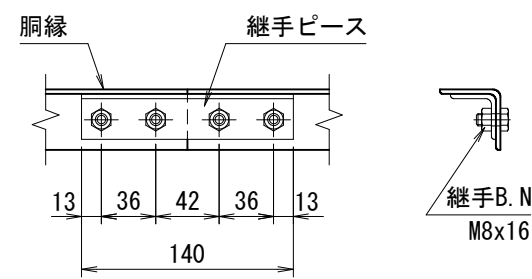
胴縁断面図 (R付L40x40x3)
(S=1/2)



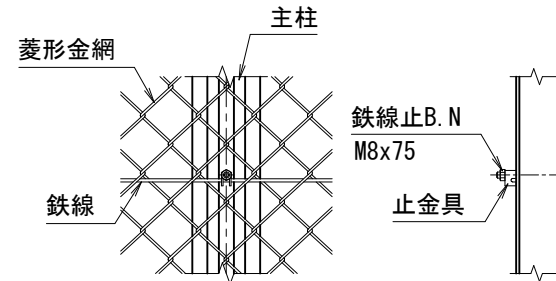
側面図
(S=1/20)



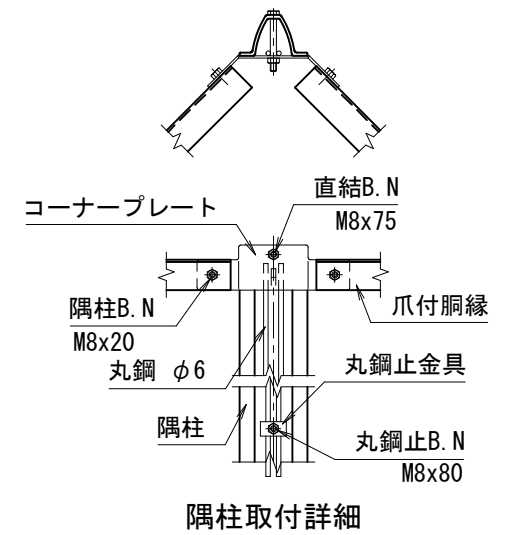
胴縁取付詳細



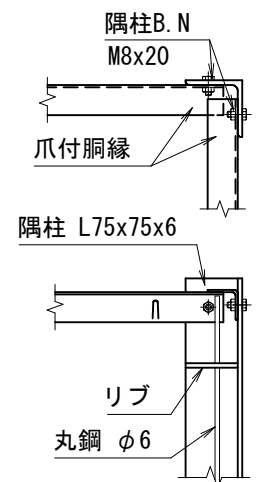
継手ピース取付詳細



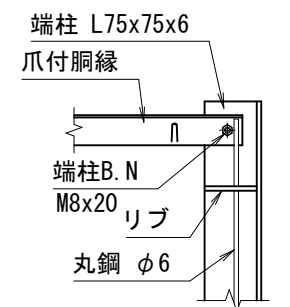
中間鉄線取付詳細



隅柱取付詳細



直角 隅柱取付詳細



端柱取付詳細

(設計条件) 風荷重: 昭和57年改正 建築基準法・同施行令に基づく風圧力に準拠。
(基礎条件) 長期許容地耐力98kN/m²の場合。

型式	VC5型H3000	No.	Vc5h30k
JFE 建材株式会社			